



SC-10

3 Jaw Self Centring Lathe Chuck

Ø273mm



3 Jaw Self Centring Lathe Chuck SC-10



Rear View



Markings



Parts Included



Specs

Description

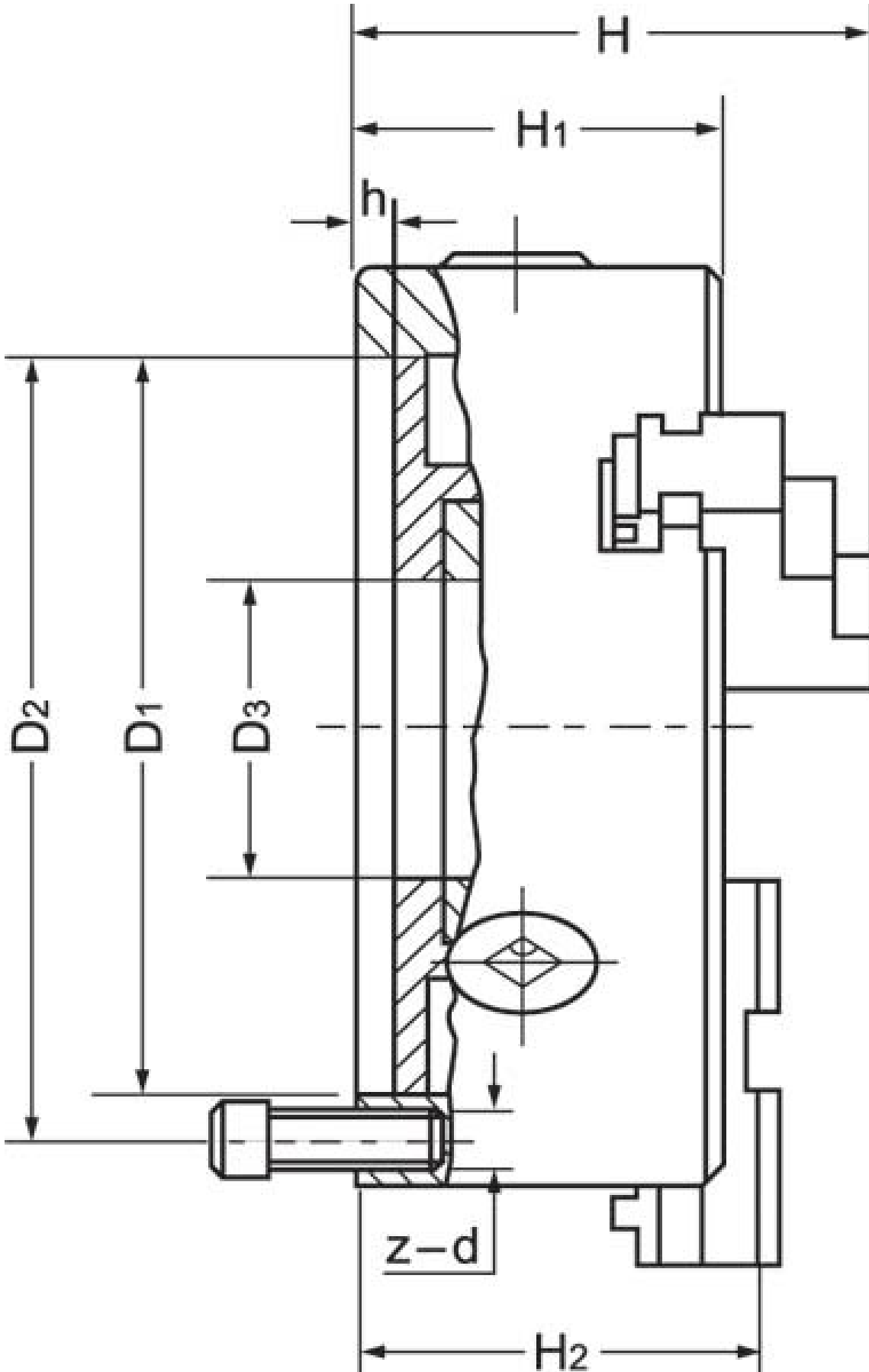
1 only - Brisbane Branch Location

Includes

- Outside jaws
- Inside jaws
- Mounting screws
- Chuck key

Specifications

3 Jaw Self Centring Lathe Chuck SC-10



3 Jaw Self Centring Lathe Chuck SC-10

ORDER CODE

3 Jaw Self Centring Lathe Chuck SC-10

Z00799

Mounting Type	Back Plate Mount
Chuck Size (mm)	Ø273
Outside Jaw (mm)	6 - 260
Inside Jaw (mm)	70 - 270 ?
Speed (rpm)	1800
D1 (mm)	230
D2 (mm)	250
D3 (bore) (mm)	89
H (mm)	~
H1 (mm)	87
H2 (mm)	~
h (lowercase) (mm)	~
z-d (mm)	3 x M12
Nett Weight (kg)	31.8