

HAFCO-WOODMASTER BP-480A



Wood Band Saw

2 Blade Speeds - 488 & 1010m/min & Includes Automatic Electronic Motor Braking System



HAFCO-WOODMASTER Wood Band Saw BP-480A



Side View



Rear View



Large Cast Iron Work Table



Table Adjustment



Table Adjustment Angles



Rip Fence Shown In High Position



Rip Fence Shown In Low Position




Rip Fence With Magnification Scale View



Mitre Guide




Blade Guide




Blade Height Scale



Ball Bearing Blade Guide




Lower Ball Bearing Blade Guide



Adjustment Rack Pinion Cut Height



Quick Action Blade Tension Lever



Blade Tension Window

HAFCO-WOODMASTER Wood Band Saw BP-480A



Door Open



Safety Micro Switch On Door



Heavy Duty Cast Iron Wheels



Blade Cleaning Brush



Wheel Cleaning Brush



Blade View Window



100mm Bottom Rear Dust Chute



100mm Side Dust Chute



On Off Switch

Description

The BP-480A is the big brother of the BP-430A bandsaw and offers a larger cutting capacity of 465mm depth x 310mm height. It also includes a electronic safety motor brake system to quickly stop the blade, and the powerful 1500W, 2hp 240V motor drives a 2-speed pulley system that allows you to cut a wide variety of timber sections with ease. The welded steel frame is extraordinary rigid allowing for higher blade tension with a quick release blade tensioning lever that substantially speeds up the process of changing the blade.

The BP-480A also manufactured in Taiwan offers excellent safety features including interlocked blade guard doors, safety magnetic nvr power switch, 2 x height option fence, twin extraction ports and is all compliant to CE standard. The cast iron table and heavy-duty ball bearing blade guides are included, along with a rigid rip fence and precision mitre fence.

Worm gear systems incorporated for both table tilting and blade guidepost movement are used for quick & easy adjustment. Another very important feature that is also often forgotten is that the machine offers cast iron blade wheels that are balanced for smooth running and helps eliminate excessive vibration.

HAFCO-WOODMASTER Wood Band Saw BP-480A

An often overlooked feature is the ease of changing the blade; The BP-480A has a quick release blade tensioning lever which substantially speeds up the process of blade changing. Two belt speeds offer the right speed of 488 & 1010m/min. for cutting either a large or small job.

Features

- Quality Taiwanese manufacture
- 465mm throat capacity
- Extra high cutting capacity - 310mm
- Powerful 2hp - 240V motor
- Automatic electronic motor braking system to quickly stop blade
- Ø480mm (19") heavy duty cast iron wheels, balanced for performance
- Two blade speeds 488/1010m/min
- Magnetic NVR on/off switch
- Micro-switch protection on hinged blade guard doors
- Large cast iron table tilts to -10° to +45°
- Aluminium extruded High / Low ripping fence - 150mm & 12mm
- Double ball bearing guides with grooved rear thrust bearing for maximum blade support
- Quick-action blade tension
- Rack & pinion adjustment on top blade guide
- Two viewing windows make blade tracking and tensioning possible while the machine is running
- Twin Ø100mm (4") dust ports for efficient dust extraction
- CE safety standard compliant

Includes

- High / Low ripping fence
- Mitre gauge
- 6TPI, Blade - 3630 x 19 x 0.8mm

Specifications

ORDER CODE	W4340
MODEL	BP-480A
Wheel Diameter (Ø) (mm)	480
Throat Capacity (mm)	465
Height Capacity (mm)	310
Table Size (mm)	680 x 480
Frame Type	Steel
Motor Power (kW / hp)	1.5 / 2 (Electronic Brake System)
Voltage / Amperage (V / amp)	240 / 10
Blade Code (Suits)	W434A, W434B
Blade Size (L x W x T) (mm)	3630 x 19 x 0.80
Floor Space (W x D x H) (mm)	960 x 850 x 1935
Nett Weight (kg)	214