

SCHEPPACH Chisa 7.0



Chisel Morticer

145mm timber width capacity




SCHEPPACH Chisel Morticer Chisa 7.0



Front View



Right View



Head Reversed for Door Locks



Cam Lever Vice Clamping



Adjustable Table with Vice Clamps



Overhead Material Clamps



Dovetail Vertical Head Slide



Mortice Head Depth Stop Gauge




Adjustable Length Stop




Handle Repositioning via Drive Dog System



Magnetic Safety Switch



Rack and Pinion Head Movement



Includes 5/8" Morticer Bits



Keyed Chuck for Drill Bit



Cabinet Stand with Key Lock

SCHEPPACH Chisel Morticer Chisa 7.0

Description

The scheppach Chisa 7.0 is a classic floor standing hollow chisel mortising machine. Due to its robust construction this machine is stable in use and offers the best results at an economic price.

Equipped with a useful cabinet storage base and facility to reverse the headstock for mortising door locks, the Chisa 7.0 is the ideal choice for both professional and amateur workshops.

Morticer Capacity:
25mm chisel in softwood
20mm chisel in hardwood

Features

- Heavy duty cast iron frame
- 145mm timber width capacity
- 220mm vertical head stroke
- 200mm maximum workpiece height
- 400 x 150mm table size
- 170 x 140mm table movement
- 16mm keyed drill chuck
- Adjustable depth stop
- Magnetic safety switch
- Adjustable material length stop
- Quick action cam lever material clamp
- Mortice head can be reversed for door locks or hinge holes
- Adjustable overhead cam action lever material clamp
- Mortice head lever can be reposition via spring loaded drive dog system
- 0.75kW / 1hp 240V motor

Includes

- 1 x Ø5/8" Chisel bit for softwood
- 1 x Ø5/8" Chisel bit for hardwood
- 2 x Collar reducing bushes Ø30.2mm OD - Ø19mm ID & Ø30.2mm OD - Ø20.65mm ID
- Storage cabinet with lock

Specifications

ORDER CODE	W3465
MODEL	Chisa 7.0
Timber Capacity (mm)	145
Table Movement (mm)	170 x 140
Vertical Head Stroke (mm)	220
Collar Reducing Bush (ID) (mm)	Ø19 & Ø20.65
Motor Power (kW / hp)	0.75 / 1
Voltage (V)	240
Floor Space (W x D x H) (mm)	1200 x 770 x 1650
Nett Weight (kg)	98