

**METALMASTER WT28-2412CST**




**2400 x 1200mm M28 Cast Iron Series Welding Table**

**Heavy Duty Cast Iron**




**METALMASTER 2400 x 1200mm M28 Cast Iron Series Welding Table WT28-2412CST**




Top View Dimensions



Cast Iron Table Finish




28mm Diameter Holes



100 x 100mm Hole Centres  
 Diagonal Pattern



M28 Cast Table Series



200mm Sides with Extra  
 Centre Holes

**Description**

The Metalmaster M28 Cast Iron Series welding tables features heavy-duty cast-iron construction making them the most economical series of our 28mm welding tables. All our M28 Cast Series are manufactured from ISO grade 150 grey cast iron offering high thermal conductivity for uniform heat distribution as well as being naturally resistant to spatter preventing the workpiece from adhering to the table.

The frame is produced using a sand-casting method then CNC machined with the top having a finished nominal thickness of 26-28mm & the 200mm deep sides having a nominal thickness of 20-22mm. The CNC machining process is able to achieve a flatness tolerance of +/- 0.1mm over 1m<sup>2</sup> to give you a smooth precision welding surface. During this CNC machining process, the Ø28mm holes are precision bored to ensure a hole distance tolerance of +/- 0.05mm & with a 100 x 100mm grid hole pattern it gives you a multitude of fixture holes to suit your application.

Our M28 Cast Series tables have been designed with an internal intersecting rib structure along with 200mm high sides to maintain rigidity & heavy load capacity for all heavy fabrication projects. The table also comes complete with heavy powder coated tube steel legs featuring levelling feet ensuring a stable working surface. Choose from our wide range of optional Pro Series clamping kits & fixturing accessories to add to your table giving you the ultimate welding & fixturing system for your next fabrication project.

**METALMASTER 2400 x 1200mm M28 Cast Iron Series Welding Table WT28-2412CST**

**Features**

- Raw cast iron machined surface finish making it naturally spatter resistant
- Ø28mm Precision bored fixing holes at 100mm centres
- 100 x 100mm hole grid pattern offering a multitude of clamping options
- Precision CNC machined to ensure flatness of +/- 0.1mm over 1m2
- Manufactured from ISO Grade 150 cast iron

**Includes**

- 6pcs of heavy steel legs c/w with leveling feet

**Specifications**

<b>ORDER CODE</b>	W08227
<b>MODEL</b>	WT28-2412CST
<b>Table Top Finish (Type)</b>	Cast Iron
<b>Table Top Size (mm)</b>	2400 x 1200
<b>Table Height (mm)</b>	800
<b>Table Side Height (mm)</b>	210
<b>Top Plate Thickness (mm)</b>	28
<b>Grid Pattern (mm)</b>	100 x 100
<b>Table Hole Diameter (Ø)</b>	28
<b>Table Slots (mm)</b>	~
<b>Static Load Capacity (kg)</b>	3000
<b>Total W.L.L. (kg)</b>	~
<b>Number of Legs (No.)</b>	6
<b>Nett Weight (kg)</b>	866