



#603+608

PRESSURE LUMP & SHAFT

193055 & 193056



PRESSURE LUMP & SHAFT #603+608



BD003




Image 2

Specifications

Distance between legs

~