

COSEN C-320NC



NC Double Column Metal Cutting Band Saw - Automatic Hitch Feed

NC Touch Screen Control Panel



COSEN NC Double Column Metal Cutting Band Saw - Automatic Hitch Feed C-320NC



Left View



Rear View



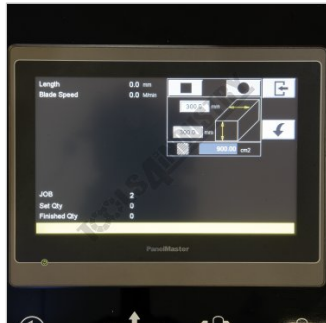
Control Panel




Touchscreen Main Screen



Touchscreen Job Programs



Touchscreen Job Setup



Touchscreen Material Guides



Touchscreen Material Guides Bundle




Dual Column



Hydraulic Driven Swarf Conveyor Front View




Hydraulic Driven Swarf Conveyor




Hydraulic Driven Swarf Conveyor Close Up



Rapid Approach Material Sensor



Ball Bearing Blade Guides with Carbide Pads




Bundle Cutting Clamps Right View



Bundle Cutting Clamps

COSEN NC Double Column Metal Cutting Band Saw - Automatic Hitch Feed C-320NC




Dual Vice Clamping



Hydraulic Blade Tension Lever & Gauge



Hydraulic Blade Tension System Rear



Roller Guide System



LED Light Full View



LED Light



Micro Blade Guards



5hp Motor



Hydraulic Oil Level Gauge



Coolant Pump and Tank



Pressure Guages

Description

Manufactured in Taiwan

C-320NC Double column metal cutting band saw (415V): fully automatic hitch feed

COSEN NC Double Column Metal Cutting Band Saw - Automatic Hitch Feed C-320NC

Features

- Smart NC-20 (SNC-20) touch screen control programmable to 99 different job quantities and lengths complete with hydraulic vice clamping and hitch feed system
- Functions:
 1. Automatic kerf compensation: blade thickness for multiple indexing: This function allows and calculates the blade thickness into the programmed cut length so you achieve desired length required (factory pre-set)
 2. "Save-a-blade": to prevent blade tooth deformities, This function retracts the material back approx 3mm away from the blade preventing the blade teeth rubbing on the material on the return after completion of cut
 3. Automatic shut-off for finished jobs or out of stock
 4. Simplified self diagnostics error code display
 5. LCD touch screen displaying the following blade speed, blade life & feed vice position display
- Bundle and single cutting mode switch includes bundle cutting clamps (nesting fixture)
- Idle wheel motion proximity switches shuts off machine if blade breaks or slips
- Coolant system incorporating a wash down hose with trigger gun
- Back-tilted saw frame for longer blade life
- Inverter controlled infinitely variable blade speed 20-100mpm
- Precision feed pressure & feed rate dual valve system for optimal performance in any material
- Carbide and ball bearing blade guides provides superior accuracy and reduce friction for longer blade life
- Large double columns precision ground for additional support
- Automatic (work height) material sensor with rapid approach
- Automatic hydraulic blade tensioning system
- Electrical and hydraulic safety interlock prevents machine starting vices securely clamped
- Synchronised power driven blade cleaning brush removes swarf from blade
- Dual vice clamping providing burr free cut
- Double retracting vice jaws (feeding vice only) reduces friction from jaws rubbing on material during the feeding process
- Full stroke hydraulic cylinder vice provides quicker set-up of jobs
- Hydraulic swarf conveyor directs excess waste to side of machine
- Vibration dampener system provides smoother cutting.

Specifications

ORDER CODE	B090
MODEL	C-320NC
Operation Type	Fixed (Double Column) Automatic - Hitch Feed
Round @ 90° (mm)	320
Round @ 45° (mm)	~
Round @ 60° (mm)	~
Square @ 90° (mm)	320
Square @ 45° (mm)	~
Square @ 60° (mm)	~
Rectangle (W x H) @ 90° (mm)	380 x 320
Rectangle (W x H) @ 45° (mm)	~
Rectangle (W x H) @ 60° (mm)	~
Coolant System	Yes
Table Working Height (mm)	790
Cutting Head Beam Type	Fully-Automatic
Cutting Head Beam Return	Auto-Hydraulic Return
Cutting Head Down Feed Control	Adjustable Hydraulic

COSEN NC Double Column Metal Cutting Band Saw - Automatic Hitch Feed C-320NC

Vice Clamping Fixture	Automatic-Hydraulic
Bundle Cutting Fixture	Yes
Blade Steps / Speeds (M/Min)	Variable 20-100
Blade Size (L x W x T) (mm)	4240 x 34 x 1.1
Motor Power (kW / hp)	3.75 / 5
Voltage / Amperage (V / amp)	415
Nett Weight (kg)	1850