

HAFCO-METALMASTER EB-285DSV



Swivel Head-Dual Mitre Metal Cutting Band Saw

Electronic Variable Blade Speed 20-90mpm, Dual Mitre Cuts Up To 60°, Quick Action Material Clamp & Includes Hydraulic Downfeed Control



HAFCO-METALMASTER Swivel Head-Dual Mitre Metal Cutting Band Saw EB-285DSV



Front View



Swivel Head at 60 Degrees




Swivel Head at 45 Degrees




Control Panel With Adjustable Hydraulic Down Feed Control



Heavy Duty Hydraulic Down Feed Cylinder Variable Speed Motor Gearbox



Blade Tension Gauge



Ball Bearing Blade Guides




Blade Cleaning Brush



Sliding Vice For Dual Mitre



Dual Mitre Slots



Degree Scale




Material Support With Roller



Material Length Stop



Safety Blade Guard Micro Switch



Coolant System



Sliding Vice Lock

HAFCO-METALMASTER Swivel Head-Dual Mitre Metal Cutting Band Saw EB-285DSV

Description

Manufactured in Taiwan

Features

- 265 x 200mm rectangular capacity
- Electronic variable blade speed, 240V motor
- Larger cutting capacity than conventional cold saws
- Swivel head double mitre cut to 45° right & left, 60° right
- Quick action lock/release lever for swivel head
- Heavy-duty gear drive system
- Control panel mounted on stand for easy access
- Heavy duty hydraulic down feed cylinder
- Ball bearing blade guides ensures minimal blade clearance wear and increases blade life due to less friction
- Blade cleaning brush incorporated into blade guide system
- Quick-action lock/release vice
- Adjustable length stop for repetition cutting
- Unique sliding vice design for dual mitre operation
- Coolant system for cutting efficiency and blade life
- Material support roller for long stock
- User friendly blade tension system with gauge
- Vibration free, low noise operation ensures clean & high precision cuts
- Machine stand with integrated coolant tank as standard

Specifications

ORDER CODE	B064V
MODEL	EB-285DSV
Operation Type	Swivel Head - Dual Mitre
Round @ 90° (mm)	235
Round @ 45° (mm)	190
Round @ 60° (mm)	120
Square @ 90° (mm)	225
Square @ 45° (mm)	185
Square @ 60° (mm)	120
Rectangle (W x H) @ 90° (mm)	265 x 200
Rectangle (W x H) @ 45° (mm)	180 x 200
Rectangle (W x H) @ 60° (mm)	115 x 120
Coolant System	Yes
Table Working Height (mm)	990
Cutting Head Beam Type	Manual
Cutting Head Beam Return	Manual Return
Cutting Head Down Feed Control	Adjustable Hydraulic
Vice Clamping Fixture	Manual - Quick Action
Bundle Cutting Fixture	~
Blade Steps / Speeds (M/Min)	Variable 20-90
Blade Size (L x W x T) (mm)	2645 x 27 x 0.9
Motor Power (kW / hp)	1.5 / 2
Voltage / Amperage (V / amp)	240 / 10

HAFCO-METALMASTER Swivel Head-Dual Mitre Metal Cutting Band Saw EB-285DSV

Nett Weight (kg)	260
-------------------------	-----
