

## HAFCO-METALMASTER EB-260V



### Swivel Head Metal Cutting Band Saw

Electronic Variable Blade Speed 20-90mpm, Mitre Cuts Up To 60°, Quick Action Material Clamp & Includes Hydraulic Downfeed Control



**HAFCO-METALMASTER Swivel Head Metal Cutting Band Saw EB-260V**



Front View



Swivel Head at 60 Degrees



Swivel Head Full View




Control Panel




Ball Bearing Blade Guides Front



Ball Bearing Blade Guides Back




Blade Cleaning Brush




Hydraulic Down Feed Control



Micro Cut Out Switch



Vice



Swivel Head with Scale up to 60 Degree



Blade Tension Device



Variable Speed Motor and Gearbox



Material Length Stop



Swivel Head Lock



Material Support

## HAFCO-METALMASTER Swivel Head Metal Cutting Band Saw EB-260V



Safety Blade Guard Micro Switch



Coolant Pump



Swivel Head Stop



Vice Handle Lock

### Description

Manufactured in Taiwan

### Features

- 225 x 180mm rectangular capacity
- Electronic variable blade speed, 240V motor
- Larger cutting capacity than conventional cold saws
- Heavy-duty gear drive system
- Quick-action lock/release vice
- Swivel head mitre cut to 60° right
- Quick action lock/release lever for swivel head
- Coolant system for cutting efficiency and blade life
- User friendly blade tension system
- Control panel mounted for easy access
- Adjustable length stop for repetition cutting
- Ball bearing blade guides ensures minimal blade clearance wear & increases blade life due to less friction
- Blade cleaning brush incorporated into blade guide system
- Adjustable hydraulic cylinder for auto feed
- Vibration free, low noise operation ensures clean & high precision cuts
- Machine stand with integrated cooling fitted as standard

### Specifications

<b>ORDER CODE</b>	B062V
<b>MODEL</b>	EB-260V
<b>Operation Type</b>	Swivel Head
<b>Round @ 90° (mm)</b>	225
<b>Round @ 45° (mm)</b>	150
<b>Round @ 60° (mm)</b>	100
<b>Square @ 90° (mm)</b>	180
<b>Square @ 45° (mm)</b>	140
<b>Square @ 60° (mm)</b>	100
<b>Rectangle (W x H) @ 90° (mm)</b>	225 x 180
<b>Rectangle (W x H) @ 45° (mm)</b>	140 x 140
<b>Rectangle (W x H) @ 60° (mm)</b>	100 x 100
<b>Coolant System</b>	Yes

**HAFCO-METALMASTER Swivel Head Metal Cutting Band Saw EB-260V**

<b>Table Working Height (mm)</b>	950
<b>Cutting Head Beam Type</b>	Manual
<b>Cutting Head Beam Return</b>	Manual Return
<b>Cutting Head Down Feed Control</b>	Adjustable Hydraulic
<b>Vice Clamping Fixture</b>	Manual - Quick Action
<b>Bundle Cutting Fixture</b>	~
<b>Blade Steps / Speeds (M/Min)</b>	Variable 20-90
<b>Blade Size (L x W x T) (mm)</b>	2480 x 27 x 0.9
<b>Motor Power (kW / hp)</b>	1.5 / 2
<b>Voltage / Amperage (V / amp)</b>	240 / 10
<b>Nett Weight (kg)</b>	200