

HAFCO-METALMASTER EB-260A



Swivel Head Metal Cutting Band Saw




HAFCO-METALMASTER Swivel Head Metal Cutting Band Saw EB-260A




Blade Tension Device



Control Panel




Feed Control Valve



Wire Wheel and Roller
Bearing Blade Guides



Motor and Gearbox



Vice



Swivel Head Degree Scale



Quick Action Clamp Lever



Coolant System



Large Swarf Tray

Features

- 225 x 180mm rectangular capacity
- Larger cutting capacity than conventional cold saws
- Heavy-duty gear drive system
- Quick-action lock/release vice
- Swivel head mitre cut to 60° right
- Quick action lock/release lever for swivel head
- Coolant system for cutting efficiency and blade life
- Material support roller for long stock
- User friendly blade tension system
- Control panel mounted for easy access
- Ball bearing blade guides ensures minimal blade clearance wear & increases blade life due to less friction
- Blade cleaning brush incorporated into blade guide system
- Adjustable hydraulic cylinder for auto feed

HAFCO-METALMASTER Swivel Head Metal Cutting Band Saw EB-260A

- 1-speed 240V motor enabling blade speeds of 90mpm
- Vibration free, low noise operation ensures clean & high precision cuts
- Machine stand with integrated cooling fitted as standard

Specifications

ORDER CODE	B062
MODEL	EB-260A (240V)
Operation Type	Swivel Head
Round @ 90° (mm)	225
Round @ 45° (mm)	150
Round @ 60° (mm)	100
Square @ 90° (mm)	180
Square @ 45° (mm)	160
Square @ 60° (mm)	100
Rectangle (W x H) @ 90° (mm)	225 x 180
Rectangle (W x H) @ 45° (mm)	140 x 140
Rectangle (W x H) @ 60° (mm)	100 x 100
Coolant System	Yes
Table Working Height (mm)	950
Cutting Head Beam Type	Manual
Cutting Head Beam Return	Manual Return
Cutting Head Down Feed Control	Adjustable Hydraulic
Vice Clamping Fixture	Manual - Quick Action
Bundle Cutting Fixture	~
Blade Steps / Speeds (M/Min)	90
Blade Size (L x W x T) (mm)	2480 x 27 x 0.9
Motor Power (kW / hp)	1.1 / 1.5
Voltage / Amperage (V / amp)	240
Nett Weight (kg)	216