

COSEN AH-250H



Automatic Hitch Feed Metal Cutting Band Saw



COSEN Automatic Hitch Feed Metal Cutting Band Saw AH-250H



Control Panel




Hydraulic Blade Tension Device with Gauge




Ball Bearing Blade Guides with Carbide Pads




Wire Wheel Blade cleaning Brush




Hydraulic Hitch Feed System



Bundle Cutting Clamp



Hydraulic Driven Swarf Conveyor



Rapid Approach Material Sensor



Cut Length Measuring System



Heavy Duty Gearbox Drive System




Quick Action Vice on Rack Type System




Work Light Direct Above Cutting Area



Hydraulic Oil Level Gauge



Hydraulic Blade Tension Device Side View



Coolant Pump-Tank



Rear View

COSEN Automatic Hitch Feed Metal Cutting Band Saw AH-250H

Bundle Cutting

Description

Manufactured in Taiwan

Automatic, hitch feed operation

Features

- Programmable logic control (P.L.C.) control, for all electric and hydraulic functions enables this machine to be set up for production cutting
- Hydraulic clamping vice with hitch type automatic feed system
- Back-tilted saw frame for longer blade life
- Pre-set digital counter and out of stock cut out
- Automatic work height control and rapid approach
- Carbide and ball bearing blade guides provides superior accuracy and reduce friction for longer blade life
- Multiple indexing capabilities up to 9 times
- Proximity switch for sensing blade slippage or breakage
- Bundle and single cutting mode switch includes bundle cutting clamps (Nesting fixture)
- Synchronised power driven blade cleaning brush
- Precision feed pressure & feed rate dual valve system for optimal performance in any material
- Inverter controlled infinitely variable blade speed 20-100mpm
- Hydraulic swarf conveyor directs excess waste to side of machine
- Digital blade speed readout
- Split vice jaws featuring automatic feeding down to remnant length of 50mm
- Blade breakage sensor protection device via a proximity switch to shut machine off
- Automatic hydraulic blade tensioning system ensures correct blade tension
- Hydraulic swarf conveyor directs excess waste to rear of machine
- Dual valve design with pre-selective cutting pressure controls
- Hydraulic nesting fixture for bundle cutting
- Coolant system incorporation a wash down hose with trigger gun

COSEN Automatic Hitch Feed Metal Cutting Band Saw AH-250H

Specifications

ORDER CODE	B040
MODEL	AH-250H
Operation Type	Fixed Head Automatic Hitch Feed
Round @ 90° (mm)	250
Round @ 45° (mm)	~
Round @ 60° (mm)	~
Square @ 90° (mm)	250
Square @ 45° (mm)	~
Square @ 60° (mm)	~
Rectangle (W x H) @ 90° (mm)	280 x 250
Rectangle (W x H) @ 45° (mm)	~
Rectangle (W x H) @ 60° (mm)	~
Coolant System	Yes
Table Working Height (mm)	650
Cutting Head Beam Type	Fully-Automatic
Cutting Head Beam Return	Auto-Hydraulic Return
Cutting Head Down Feed Control	Adjustable Hydraulic
Vice Clamping Fixture	Automatic-Hydraulic
Bundle Cutting Fixture	Yes
Blade Steps / Speeds (M/Min)	Variable 20-100
Blade Size (L x W x T) (mm)	3505 x 34 x 1.1
Motor Power (kW / hp)	2.25 / 3
Voltage / Amperage (V / amp)	415
Nett Weight (kg)	1600