

HAFCO-METALMASTER BS-321AS



Semi - Automatic Swivel Head-Dual Mitre Metal Cutting Band Saw

Variable Cutting Speeds, Dual Mitre Cuts Up To 60°, Hydraulic Vice Clamping & Includes Hydraulic Downfeed Control



HAFCO-METALMASTER Semi - Automatic Swivel Head-Dual Mitre Metal Cutting Band Saw BS-321AS



Control Panel



Swivel Away Controller with Locking Handle



Blade Tension Control



Side View



Swivel Head Left to 60 Degrees



Swivel Head Right to 60 Degrees



Rear View Swivel Head



Rear View




Sliding Vice for Dual Mitre



Large Hydraulic Vice Close Up



Automatic Full Stroke Hydraulic Clamping Vice



Swivel Head Locking Lever with Magnified Scale




Variable Blade Speed 24~79MPM



Variable Blade Speed Dial



Clamp Vice Position Locking Lever



Combination Carbide Blade Guides with Roller Bearings


HAFCO-METALMASTER Semi - Automatic Swivel Head-Dual Mitre Metal Cutting Band Saw BS-321AS



Adjustable Material Length Stop



Flexible Coolant Hose



Beam Height Position Micro Switch



Wire Wheel Brush to Clean Swarf from Blade



Adjustable Blade Arm Support



Heavy Duty Motor & Gearbox



Blade Guard Clip



Blade Guard Micro Switch



Coolant Return Stand



In & Out Feed Coolant Return Trays



Coolant Return Tray

Description

Manufactured in Taiwan

The BS-321AS is a metal cutting dual mitre swivel head, semi-automatic band saw capable of cutting a large 510 x 260mm rectangle material and is a great semi-automatic band saw for cutting at 90 degrees. This saw can also cut up to 331mm round material and with a quick release mechanism that allows the operator to change the mitre angle in seconds. This gear driven metal cutting band saw we offer has a variable speed, dual mitre cutting head, and a hydraulic controlled descent device for perfect feeds and longer blade life. The vice uses a full stroke hydraulic clamping system and after the cut is complete the blade stops and the head lifts to the start position ready for the next piece to be cut. This Hafco MetalMaster band saws is constructed of a heavy cast iron saw head and base and the blades are guided via a tungsten carbide insert offering rigidity and accuracy. This band saw has a powerful coolant system and a blade tensioning device that shuts down the machine if the blade breaks.

The BS-321AS metal band saw has a hydraulic descent control device for the down feed for larger production runs that increases blade life and reduces operator fatigue. This series of band saw requires 415V, three phase. The BS-321AS semi automatic horizontal band saw has a dual mitre saw head that can cut from 0° to 60° degrees. This

HAFCO-METALMASTER Semi - Automatic Swivel Head-Dual Mitre Metal Cutting Band Saw BS-321AS

series of horizontal band saws come standard with a variable speed drive allowing the operator to fine tune the blade speed from 26 - 80 M/min. The BS-321AS metal cutting saw series requires a 34mm wide saw blade by 1.1mm band thickness, making this series a very precise mitre saw. These band saws offer more cutting capacity in a variable speed mitre saw than any other saw on the market, for the investment representing quality band saws at an exceptional value.

Features

- 510 x 260mm (W x H) rectangular capacity
- Swivel head dual mitre up to 60° left & right for easy angle cutting without moving material
- Semi-automatic operation, machine returns to open height position after finishing the cutting process
- Automatic 2 speed full stroke hydraulic clamping vice
- Hydraulic operated system raising and lowering the cutting beam
- Adjustable hydraulic feed cutting rate for multiple applications
- Blade breakage sensor fitted that automatically shuts machine off
- Built-in coolant system for maximum cutting efficiency
- Adjustable variable blade speed system enabling 26-80mpm cutting speeds
- Limit switch stops machine and raises cutting beam when cut is complete
- Swivelling electric control panel mounted on base for quick operation
- Combination roller bearing & carbide blade guides
- Heavy duty cast Iron blade wheels
- Large mitre scale - easy to read
- Fabricated metal frame with heavy duty base
- Adjustable blade roller guides provides accurate cutting
- Adjustable length stop for repetition cutting
- Wire wheel brush to clean swarf from blade
- Industrial-duty gearbox driven by a 2.25kW / 3hp 415V motor
- Includes pendant control panel

Specifications

ORDER CODE	B034A
MODEL	BS-321AS
Operation Type	Swivel Head - Dual Mitre Semi - Automatic
Round @ 90° (mm)	331
Round @ 45° (mm)	315
Round @ 60° (mm)	215
Square @ 90° (mm)	320
Square @ 45° (mm)	315
Square @ 60° (mm)	195
Rectangle (W x H) @ 90° (mm)	510 x 260
Rectangle (W x H) @ 45° (mm)	315 x 315
Rectangle (W x H) @ 60° (mm)	315 x 195
Coolant System	Yes
Table Working Height (mm)	800
Cutting Head Beam Type	Semi-Automatic
Cutting Head Beam Return	Auto-Hydraulic Return
Cutting Head Down Feed Control	Adjustable Hydraulic
Vice Clamping Fixture	Automatic-Hydraulic

HAFCO-METALMASTER Semi - Automatic Swivel Head-Dual Mitre Metal Cutting Band Saw BS-321AS

Bundle Cutting Fixture	~
Blade Steps / Speeds (M/Min)	Variable 26-80
Blade Size (L x W x T) (mm)	4180 x 34 x 1.1
Motor Power (kW / hp)	2.25 / 3
Voltage / Amperage (V / amp)	415
Nett Weight (kg)	1000