


HAFCO-METALMASTER BS-10S




Swivel Head Metal Cutting Band Saw



HAFCO-METALMASTER Swivel Head Metal Cutting Band Saw BS-10S




Swivel Head



Speed Chart



Gear Box



Blade Guides

Description

Manufactured in Taiwan

The BS-10S heavy duty metal cutting band saw has many features on offer with a swivel head to cut mitres up to 45 degrees, 4 blade speed system, hydraulic feed control a cutting capacity of up to 250mm diameter or 400 x 230mm in steel at 90° and two ball bearings per side with carbide blade guides for optimal control and accuracy. There is a choice of blade speeds via an adjustable pulley system so that the cutting speed can be changed to suit a wide range of materials, whilst the built-in coolant system ensures maximum cutting efficiency and longer blade life. Both blade control arms are adjustable, allowing them to be positioned as close to the cut as possible. This means reliability and accurate cuts!

The cutting operation works automatically with the weight of the head providing the cutting force and a limit switch shutting the machine down when the cut is complete. The weight of the head is counterbalanced by an adjustable hydraulic damper to control the feed rate, an excellent machine choice for maintenance shops, steel fabrications, and engineering workshops. If you're looking for this size range of machine, you'll have a tough time finding a better metal-cutting band saw with these features and at this price, It represents excellent value.

Features

- 400 x 230mm (W x H) rectangular capacity
- Swivel head for easy angle cutting without moving material saving on valuable floor space
- Adjustable hydraulic feed cutting rate for multiple applications
- Mitre cuts to 45° using swivel head via a single locking nut
- Built-in coolant system for maximum cutting efficiency
- Adjustable 4-speed pulley drive system enabling 24-38-53-81mpm cutting speeds
- Limit switch stops machine when cut is complete
- Electric control panel mounted on base for quick operation
- Combination roller bearing & Carbide blade guides
- Robust heavy duty cast Iron blade wheels
- Large mitre scale - easy to read
- Cast iron frame with heavy duty fabricated base
- Adjustable blade roller guides provides accurate cutting
- Adjustable length stop for repetition cutting
- Wire wheel brush to clean swarf from blade
- Heavy-duty gearbox drive
- 1.5kW / 2hp 415V motor

HAFCO-METALMASTER Swivel Head Metal Cutting Band Saw BS-10S

Specifications

ORDER CODE	B028
MODEL	BS-10S
Operation Type	Swivel Head
Round @ 90° (mm)	250
Round @ 45° (mm)	250
Round @ 60° (mm)	~
Square @ 90° (mm)	230
Square @ 45° (mm)	150
Square @ 60° (mm)	~
Rectangle (W x H) @ 90° (mm)	400 x 230
Rectangle (W x H) @ 45° (mm)	230 x 150
Rectangle (W x H) @ 60° (mm)	~
Coolant System	Yes
Table Working Height (mm)	650
Cutting Head Beam Type	Manual
Cutting Head Beam Return	Manual Return
Cutting Head Down Feed Control	Adjustable Hydraulic
Vice Clamping Fixture	Manual
Bundle Cutting Fixture	~
Blade Steps / Speeds (M/Min)	24-38-53-81
Blade Size (L x W x T) (mm)	3352 x 27 x 0.9
Motor Power (kW / hp)	1.5 / 2
Voltage / Amperage (V / amp)	415
Nett Weight (kg)	600