


#21

**SWITCH ON/OFF DZ-6-2**

**240V AC-3 15A - 5 PIN**



## SWITCH ON/OFF DZ-6-2 #21




Image 2




Image 3